

A1 INSTALLATION DRAWING

IF THIS DOCUMENT IS PRINTED IN HARDCOPY, IT IS FOR INFORMATION USE ONLY AND THEREFORE IS NOT SUBJECT TO UPDATING CONTROLS. ALWAYS REFER TO SOLIDWORKS VIEWER FOR LATEST ISSUE



THIS DRAWING IS CONFIDENTIAL AND IS SUPPLIED ON THE EXPRESS CONDITION THAT IT SHALL NOT BE LOANED OR COPIED OR DISCLOSED TO ANY OTHER PERSON OR USED FOR ANY OTHER PURPOSE WITHOUT THE WRITTEN CONSENT OF AP RACING LTD.



AP Racing
Wheler Road
Coventry
CV3 4LB
Tel: +44 (0) 24 7663 9595
Fax: +44 (0) 24 7663 9559
e-mail: engineering@apracings.com
Web site: <http://www.apracings.com>

DISC PART NUMBERS:

CP3047-212 RH AS SHOWN
CP3047-213 LH OPPOSITE

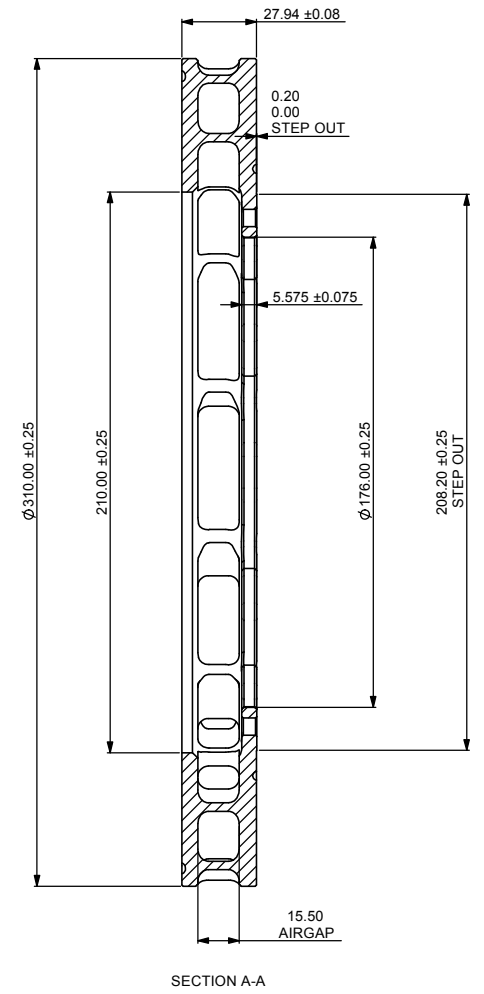
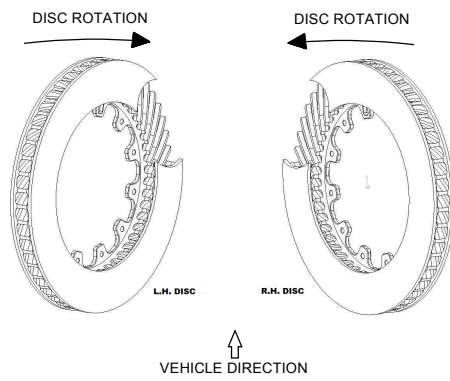
THIS IS A 24 VANES DISC OF MASS 4.43Kg

SUFFIX TO DISC PART No's
P =PLAIN (NO GROOVES OR HOLES)
Gn =STRAIGHT GROOVES AS SHOWN, VALUE n PER FACE
i.e. G8 MEANS 8 GROOVES PER FACE.

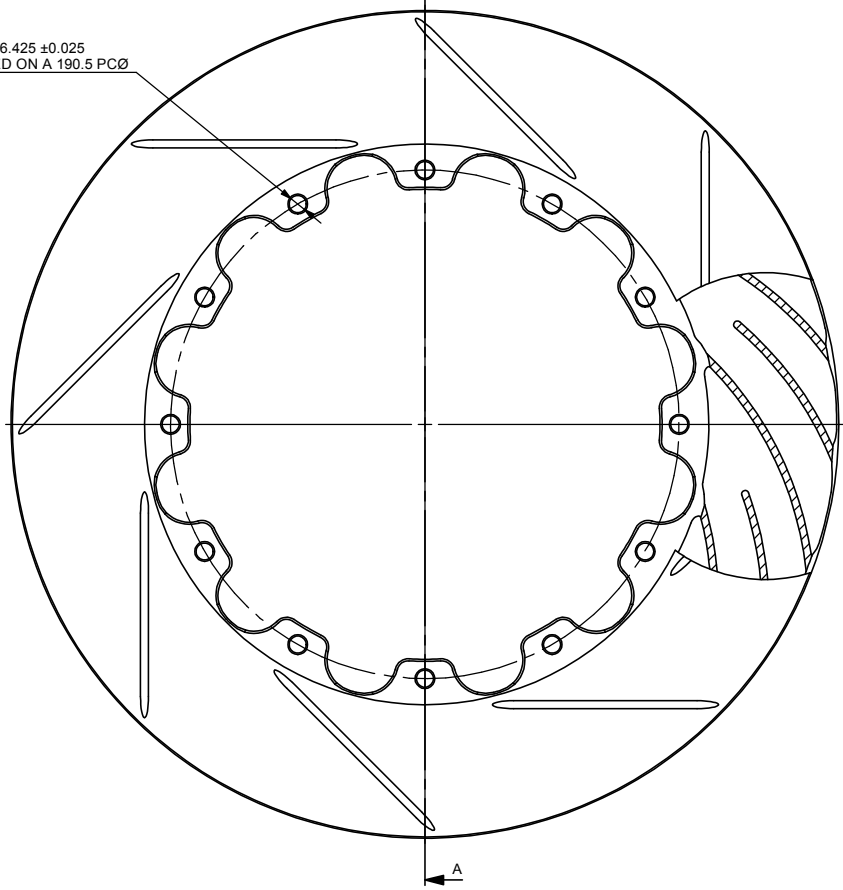
THIS DISC WAS DESIGNED TO WORK WITH A D48 DEPTH PAD.

FOR DISC MOUNTING TECHNIQUES, BEDDING PROCEDURE AND DISC COOLING RECOMMENDATIONS SEE AP RACING BRAKE DISC CATALOGUE.

DISC INSTALLATION



12 HOLES Ø6.425 ±0.025
EQUI-SPACED ON A 190.5 PCØ



Issue No.	Alterations		Zone	Initials
	Date & No.	Particulars		
40	16/10/07	0.20 / 0.00 STEP OUT ADDED		
	B4460:ID77	Ø208.2 ADDED. CUT OUTS MODIFIED		

SCALE 1:1	SHEET 1 OF 1
DRAWN	D.ARROWSMITH
APPROVED	
DERIVED FROM	
TITLE	
Ø310 x 27.94	
VENTILATED DISC	
DRG NO.	CP3047-212 / 213 CD