

A1 INSTALLATION DRAWING

IF THIS DOCUMENT IS PRINTED IN HARD COPY, IT IS FOR INFORMATION USE ONLY AND THEREFORE IS NOT SUBJECT TO UPDATING CONTROLS. ALWAYS REFER TO SOLIDWORKS VIEWER FOR LATEST ISSUE



THIS DRAWING IS CONFIDENTIAL AND IS SUPPLIED ON THE EXPRESS CONDITION THAT IT SHALL NOT BE LOANED OR COPIED OR DISCLOSED TO ANY OTHER PERSON OR USED FOR ANY OTHER PURPOSE WITHOUT THE WRITTEN CONSENT OF AP RACING LTD.

AP RACING

© AP Racing Ltd. 2002
 AP Racing
 Wheler Road
 Coventry
 CV3 4LB

Tel: +44 024 7663 9595 e-mail: sales@ap racing.co.uk
 Fax: +44 024 7663 9559 Web site: HTTP://www.ap racing.com

NOTES:

THIS IS AN IRON BRAKE DISC WITH 24 VANES, APPROXIMATE MASS = 3.7Kg

THIS DISC WAS DESIGNED TO WORK WITH A D50 DEPTH PAD

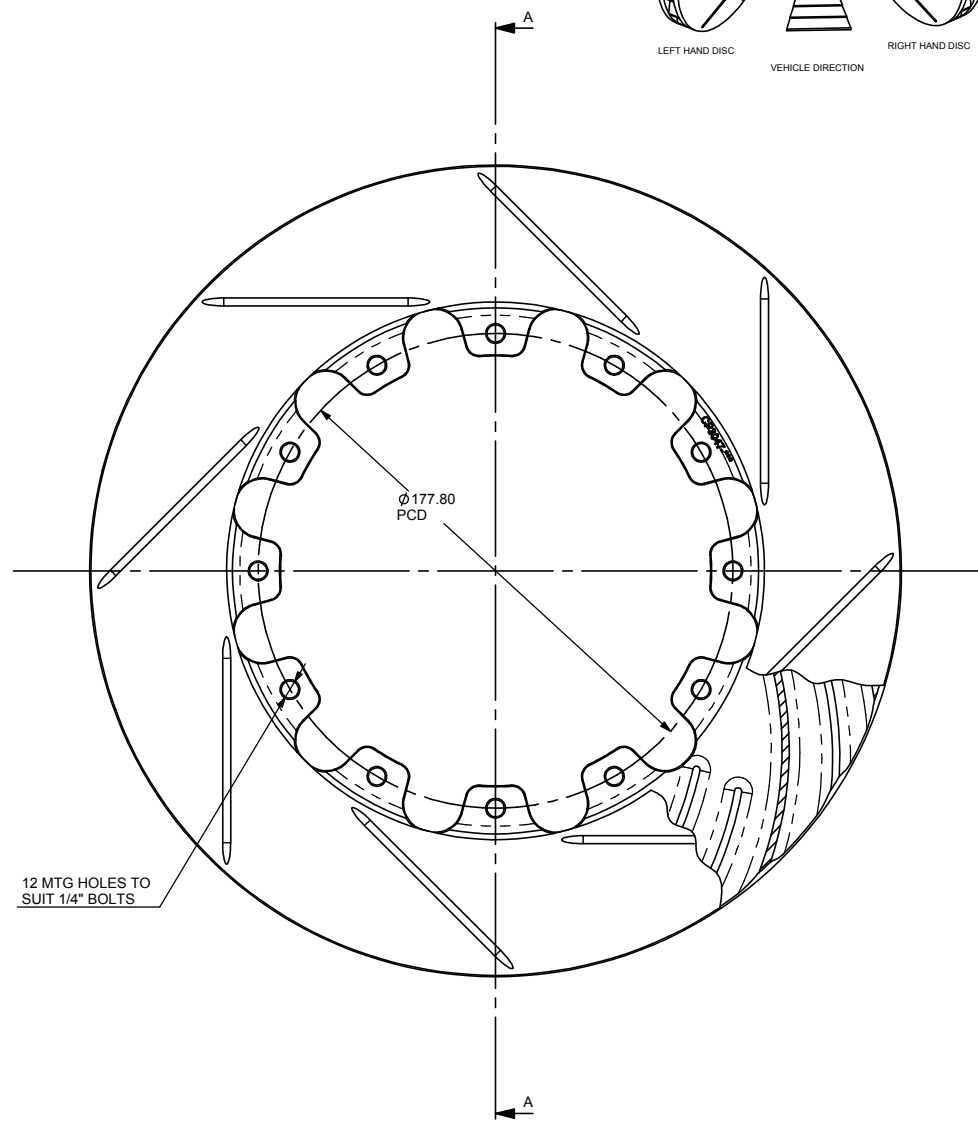
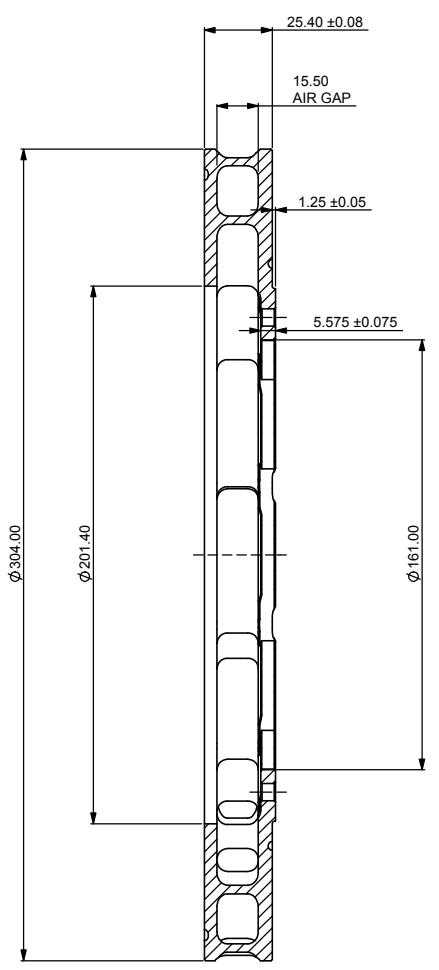
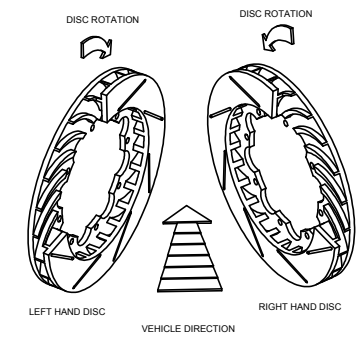
FOR DISC MOUNTING TECHNIQUES, BEDDING PROCEDURE AND DISC COOLING RECOMMENDATIONS SEE AP RACING BRAKE DISC CATALOGUE.

SUFFIX TO DISC PART NUMBERS:-

SUFFIX DETAILS

P PLAIN (NO GROOVES)
 Gnn STRAIGHT GROOVES AS SHOWN, VALUE nn PER FACE.
 eg G8 MEANS 8 GROOVVES PER FACE.

DISC INSTALLATION



Issue No	Alterations			Zone	Initials
	Date & No.	Particulars			
1	08/01/03 B3571	FIRST ISSUE			JH
2	19/03/03 RAC20268	STRAIGHT GROOVES WERE CURVED GROOVES 5.575±0.075 ADDED			DRA

SCALE 1:1 SHEET 1 OF 1

DRAWN jheritage

APPROVED

DERIVED FROM

TITLE
24 VANE VENTILATED BRAKE DISC INSTALLATION DRAWING

DRG NO. cp3047-404-5cd