

A1 INSTALLATION DRAWING

IF THIS DOCUMENT IS PRINTED IN HARDCOPY, IT IS FOR INFORMATION USE ONLY AND THEREFORE IS NOT SUBJECT TO UPDATING CONTROLS. ALWAYS REFER TO SOLIDWORKS VIEWER FOR LATEST ISSUE



THIS DRAWING IS CONFIDENTIAL AND IS SUPPLIED ON THE EXPRESS CONDITION THAT IT SHALL NOT BE LOANED OR COPIED OR DISCLOSED TO ANY OTHER PERSON OR USED FOR ANY OTHER PURPOSE WITHOUT THE WRITTEN CONSENT OF AP RACING LTD.



AP Racing
Wheler Road
Coventry
CV3 4LB

Tel: +44 (0) 24 7663 9595
Fax: +44 (0) 24 7663 9559
e-mail: engineering@apracings.co.uk
Web site: <http://www.apracings.com>

© AP Racing Ltd. 2005

DISC PART NUMBERS

CP3581-1118 RH AS DRAWN
CP3581-1119 LH OPPOSITE

THIS IS A 48 VANE DISC OF MASS 5.4 Kg

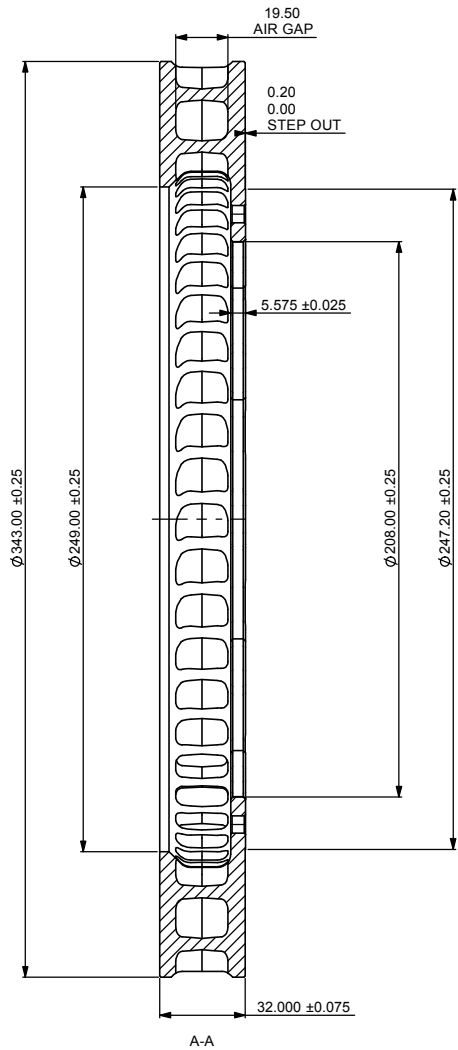
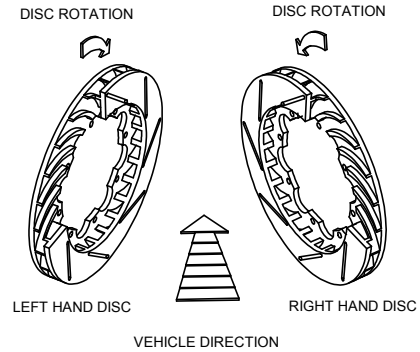
SUFFIX TO DISC PART NUMBERS:-

SUFFIX DETAILS
P PLAIN (NO GROOVES)
CGnn CURVED GROOVES AS SHOWN. VALUE nn PER FACE.
eg CG8 MEANS 8 CURVED GROOVES PER FACE.

THIS DISC WAS DESIGNED TO WORK WITH A D54 DEPTH PAD

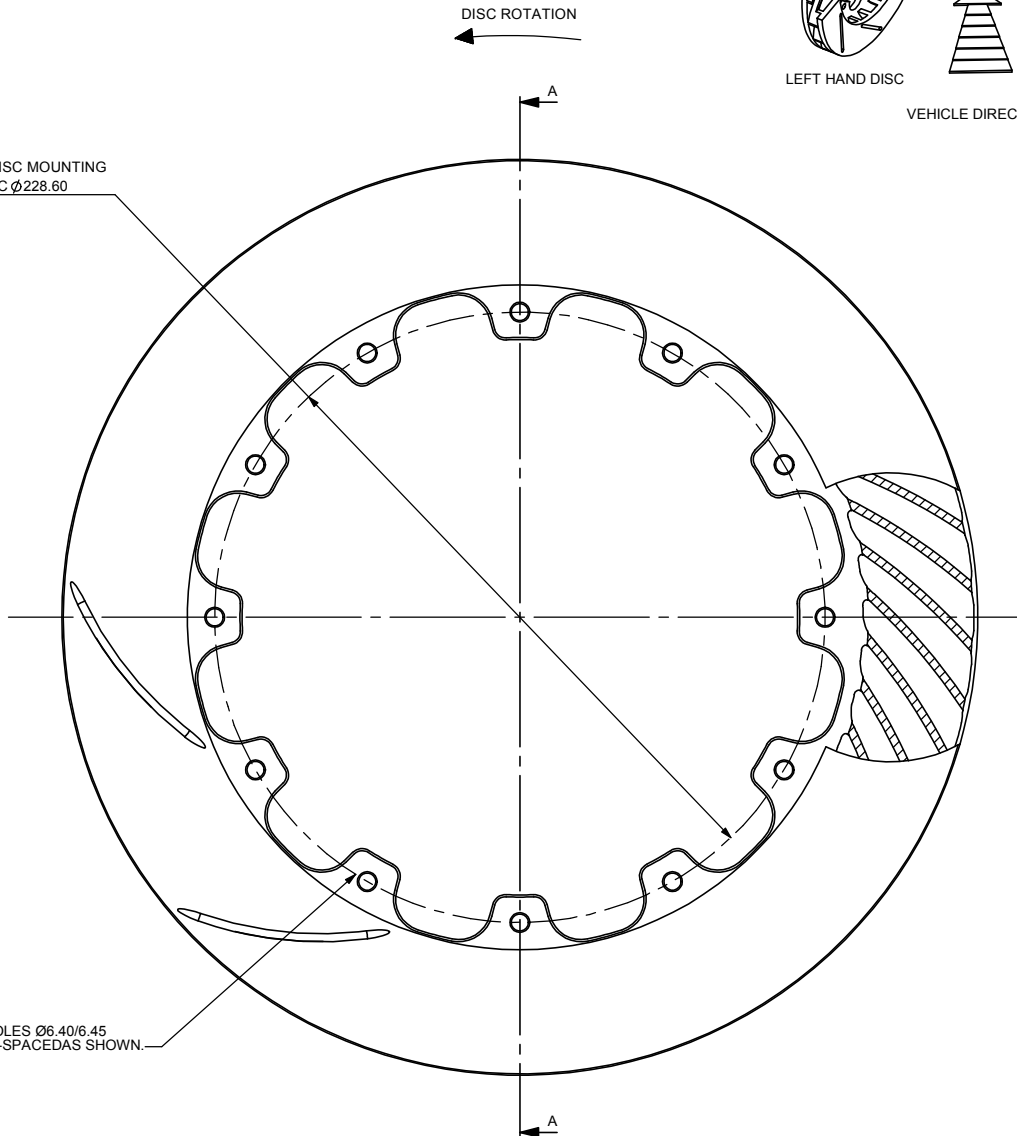
FOR DISC MOUNTING TECHNIQUES, BEDDING PROCEDURE AND DISC COOLING RECOMMENDATIONS SEE AP RACING BRAKE DISC CATALOGUE.

DISC INSTALLATION



DISC MOUNTING
PC Ø228.60

12 HOLES Ø6.40/6.45
EQUI-SPACED AS SHOWN.



Issue No.	Date & No.	Alterations	
		Particulars	Zone
1	18/07/2000 B2805	FIRST ISSUE.	# DRA
2	20/01/2006 B4460	CHANGED TO TWIN TURNED.	# SDA

SCALE 1:1	SHEET 1 OF 1
DRAWN	D.ARROWSMITH
APPROVED	
DERIVED FROM	
TITLE	
Ø343.0 x 32.0	
VENTILATED DISC	
DRG NO.	CP3581-1118/1119