A1 INSTALLATION DRAWING

IF THIS DOCUMENT IS PRINTED IN HARDCOPY, IT IS FOR INFORMATION USE ONLY AND THEREFORE IS NOT SUBJECT TO UPDATING CONTROLS. ALWAYS REFER TO SOLIDWORKS VIEWER FOR LATEST ISSUE

FIRST ANGLE PROJECTION

THIS DRAWING IS CONFIDENTIAL AND IS SUPPLIED ON THE EXPRESS CONDITION THAT IT SHALL NOT BE LOANED OR COPIED OR DISCLOSED TO ANY OTHER PERSON OR USED FOR ANY OTHER PURPOSE WITHOUT THE WRITTEN CONSENT OF AP RACING LTD.

AP Racing
Wheler Road
Coventry
CV3 4LB

Tel: +44 (0) 24 7663 9595
Fax: +44 (0) 24 7663 9559
e-mail: engineering@apracing.co.uk
Web site: http://www.apracing.com

© AP Racing Ltd. 2005

DISC PART NUMBERS

CP3581-1558 RH AS DRAWN
CP3581-1559 LH OPPOSITE

THIS IS A 48 VANE DISC OF MASS 5.18Kg

USE BOBBIN PART No. CP2494-504 TO ACHIEVE STANDARD 0.45 / 0.35 FLOAT.

FOR DISC MOUNTING TECHNIQUES, BEDDING PROCEDURE AND DISC COOLING RECOMMENDATIONS SEE AP RACING BRAKE DISC CATALOGUE.

SUFFIX TO DISC PART NUMBERS:-

SUFFIX	DETAILS
P	PLAIN (NO GROOVES)
CGnn	CURVED GROOVES AS SHOWN, VALUE nn PER FACE. eg CG8 MEANS 8 CURVED GROOVES PER FACE.
CRnn	CURVED GROOVES THAT RUNOUT AS SHOWN, VALUE nn PER FACE. eg CR8 MEANS 8 CURVED GROOVES PER FACE.

DISC INSTALLATION

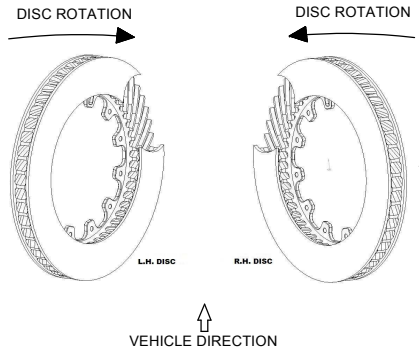

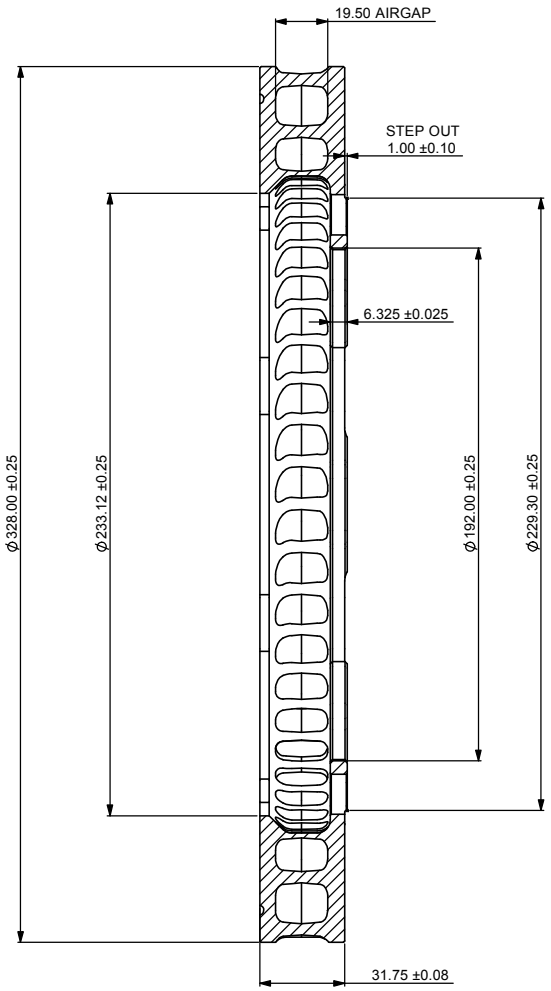

SECTION B-B

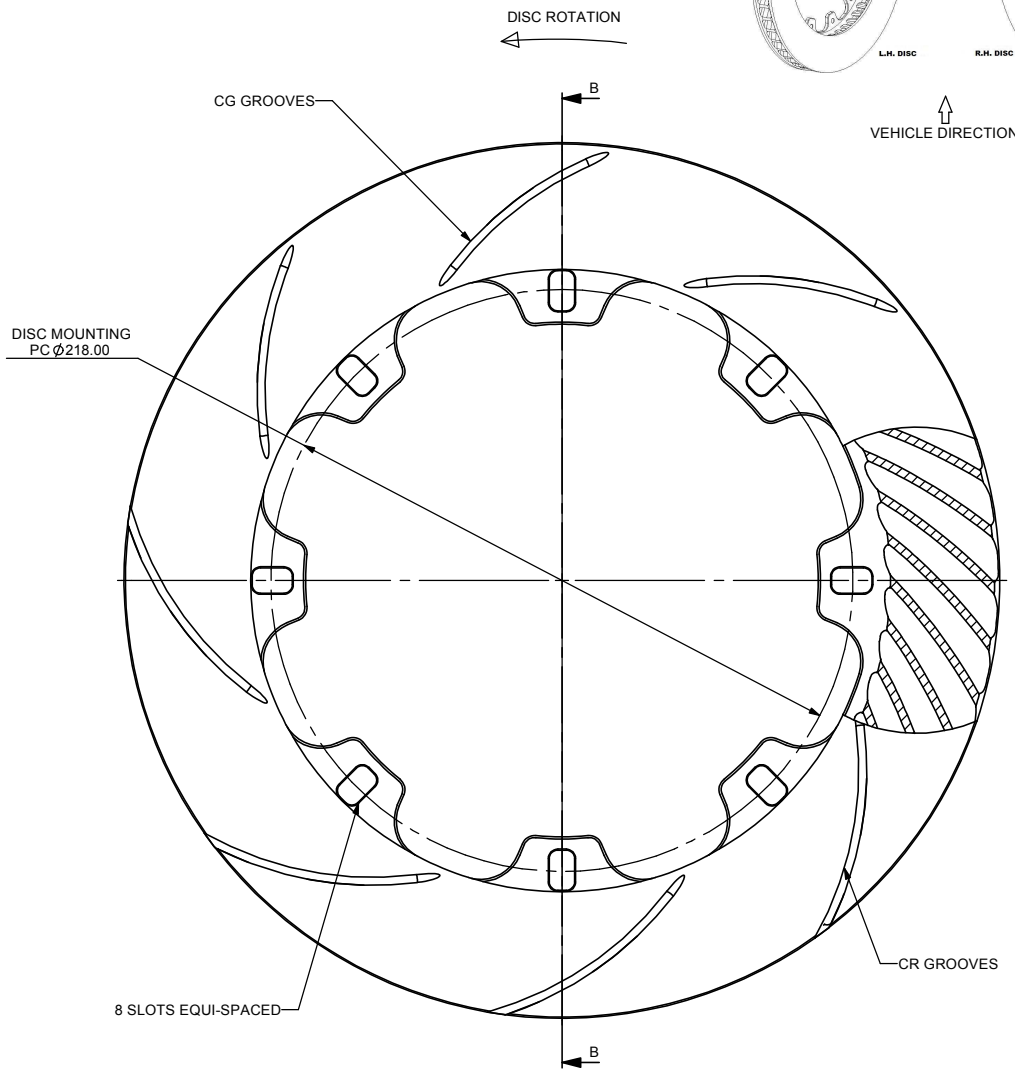

Issue No.	Date & No.	Particulars	Zone	Initials
1	20/12/04 B4134	FIRST ISSUE	#	DRA
2	06/02/2006 B4460	CHANGED TO TWIN TURNED.	#	CDA
3	02/07/2006 B4460	Ø231.3 WAS Ø232.72 MASS 5.20 Kg WAS 4.70Kg	E5 L2	DRA
4	28/03/07 B4431	Ø229.30 WAS Ø231.30	5F	SAT

Alterations

SCALE 1:1	SHEET 1 OF 1
DRAWN	Steve Thomas
APPROVED	
DERIVED FROM	

TITLE
Ø328.0 x 31.75
VENTILATED DISC

DRG NO. CP3581-1558/1559 CD