

A1 INSTALLATION DRAWING

IF THIS DOCUMENT IS PRINTED IN HARDCOPY, IT IS FOR INFORMATION USE ONLY AND THEREFORE IS NOT SUBJECT TO UPDATING CONTROLS. ALWAYS REFER TO SOLIDWORKS VIEWER FOR LATEST ISSUE



THIS DRAWING IS CONFIDENTIAL AND IS SUPPLIED ON THE EXPRESS CONDITION THAT IT SHALL NOT BE LOANED OR COPIED OR DISCLOSED TO ANY OTHER PERSON OR USED FOR ANY OTHER PURPOSE WITHOUT THE WRITTEN CONSENT OF AP RACING LTD.



AP Racing
Wheler Road
Coventry
CV3 4LB

Tel: +44 (0) 24 7663 9595
Fax: +44 (0) 24 7663 9559
e-mail: engineering@apracings.co.uk
Web site: <http://www.apracings.com>

© AP Racing Ltd. 2005

DISC PART NUMBERS

CP3781-2126 RH AS DRAWN
CP3781-2127 LH OPPOSITE

THIS IS A 48 VANE DISC OF MASS 5.8 Kg

DISC WAS DESIGNED TO WORK WITH A D54 DEPTH PAD

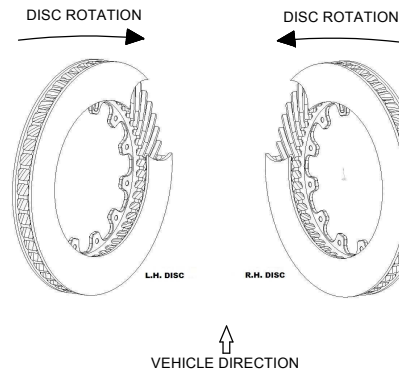
SUFFIX TO DISC PART NUMBERS:-

SUFFIX DETAILS

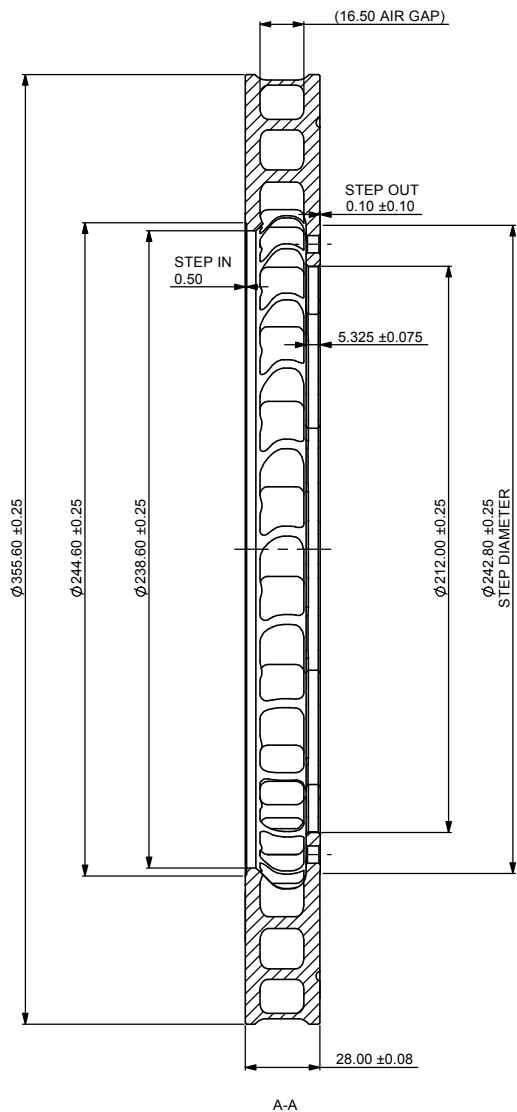
P PLAIN (NO GROOVES)
CGnn CURVED GROOVES AS SHOWN. VALUE nn PER FACE.
eg CG8 MEANS 8 CURVED GROOVES PER FACE.

FOR DISC MOUNTING TECHNIQUES, BEDDING PROCEDURE AND DISC COOLING RECOMMENDATIONS SEE AP RACING BRAKE DISC CATALOGUE.

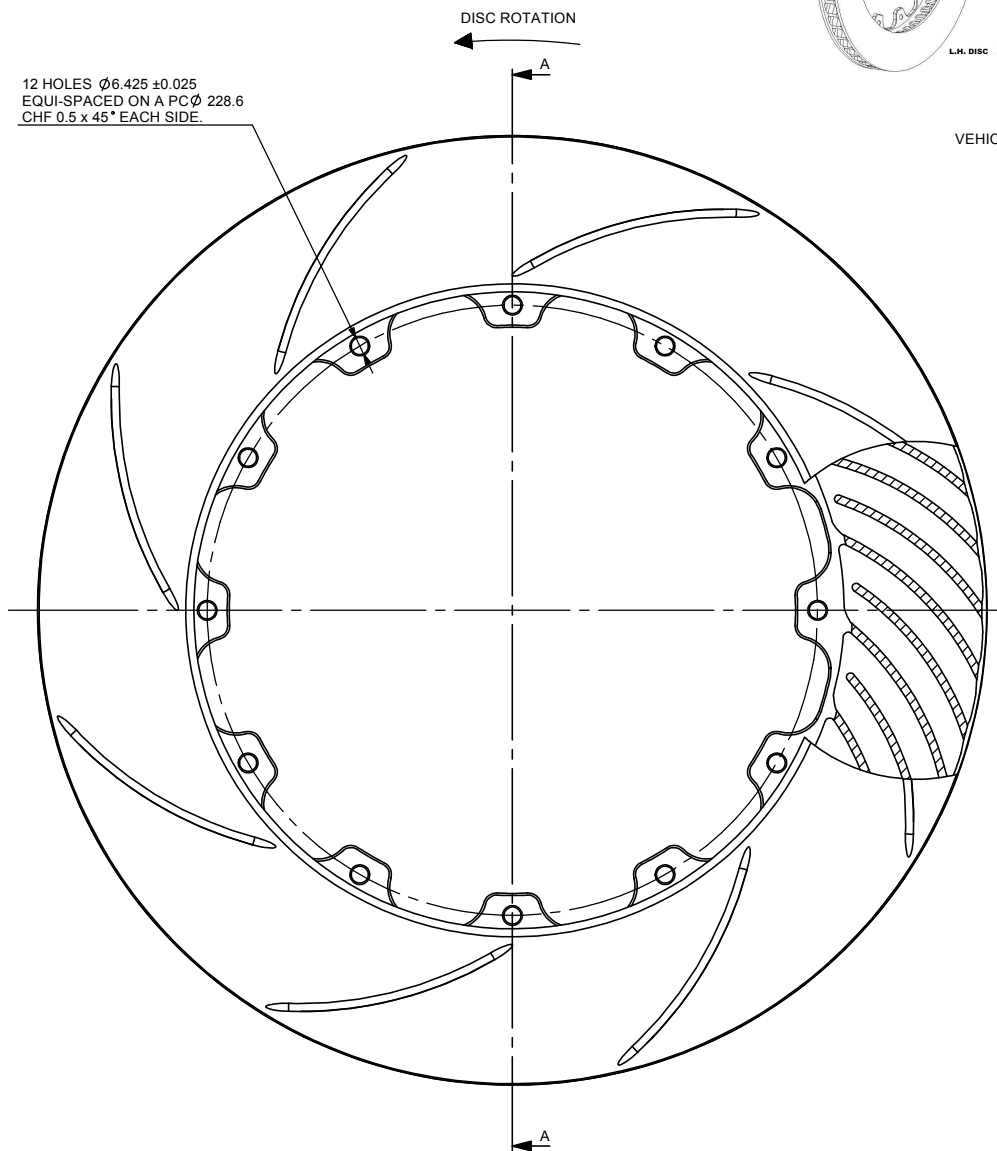
DISC INSTALLATION



Issue No.	Alterations		Zone	Initials
	Date & No.	Particulars		
1	29/10/01 B3185	CURRENT ISSUE		
2	21/11/01 B3241	PICTORIAL CHANGES ONLY		
3	07/12/07 B4460:ID89	0.10 x Ø242.8 STEP OUT ADDED TO FLANGE SIDE 0.50 x Ø244.6 STEP IN ADDED TO OPPOSITE SIDE 28.0 NOM THICKNESS WAS 27.94		



12 HOLES Ø6.425 ±0.025
EQUI-SPACED ON A PC Ø 228.6
CHF 0.5 x 45° EACH SIDE.



SCALE 1:1	SHEET 1 OF 1
DRAWN	D.ARROWSMITH
APPROVED	
DERIVED FROM	
TITLE	
Ø355.6 x 28.0	
VENTILATED DISC	
DRG NO.	CP3781-2126 / 2127 CD