

A1 INSTALLATION DRAWING

IF THIS DOCUMENT IS PRINTED IN HARDCOPY, IT IS FOR INFORMATION USE ONLY AND THEREFORE IS NOT SUBJECT TO UPDATING CONTROLS. ALWAYS REFER TO SOLIDWORKS VIEWER FOR LATEST ISSUE



THIS DRAWING IS CONFIDENTIAL AND IS SUPPLIED ON THE EXPRESS CONDITION THAT IT SHALL NOT BE LOANED OR COPIED OR DISCLOSED TO ANY OTHER PERSON OR USED FOR ANY OTHER PURPOSE WITHOUT THE WRITTEN CONSENT OF AP RACING LTD.



AP Racing
Wheler Road
Coventry
CV3 4LB

Tel: +44 (0) 24 7663 9595
Fax: +44 (0) 24 7663 9559
e-mail: engineering@apracings.co.uk
Web site: <http://www.apracings.com>

© AP Racing Ltd. 2005

DISC PART NUMBERS:

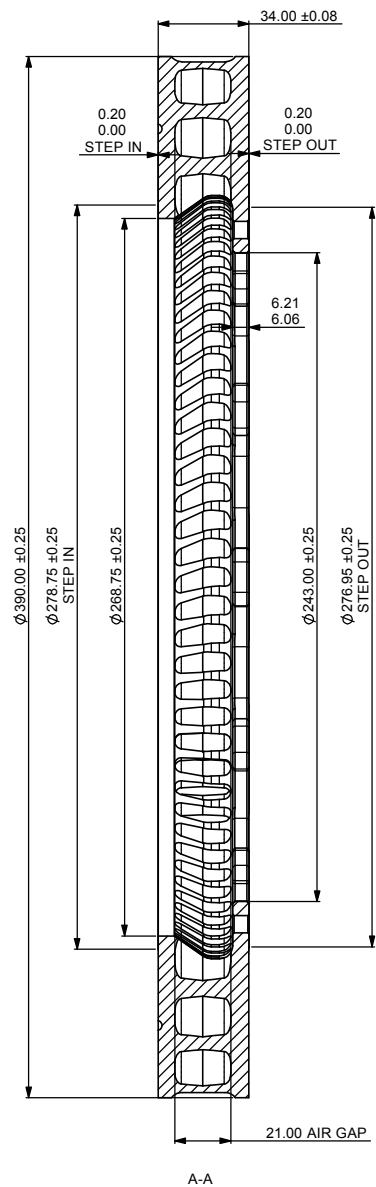
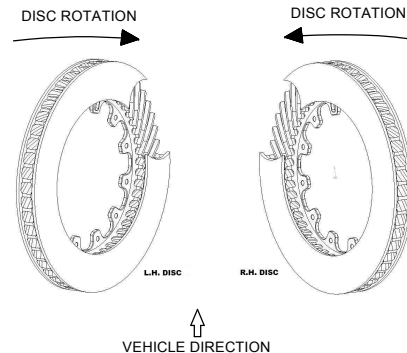
CP4284-102 RH AS SHOWN
CP4384-103 LH OPPOSITE

THIS IS A 84 VANES DISC OF MASS 8.39Kg

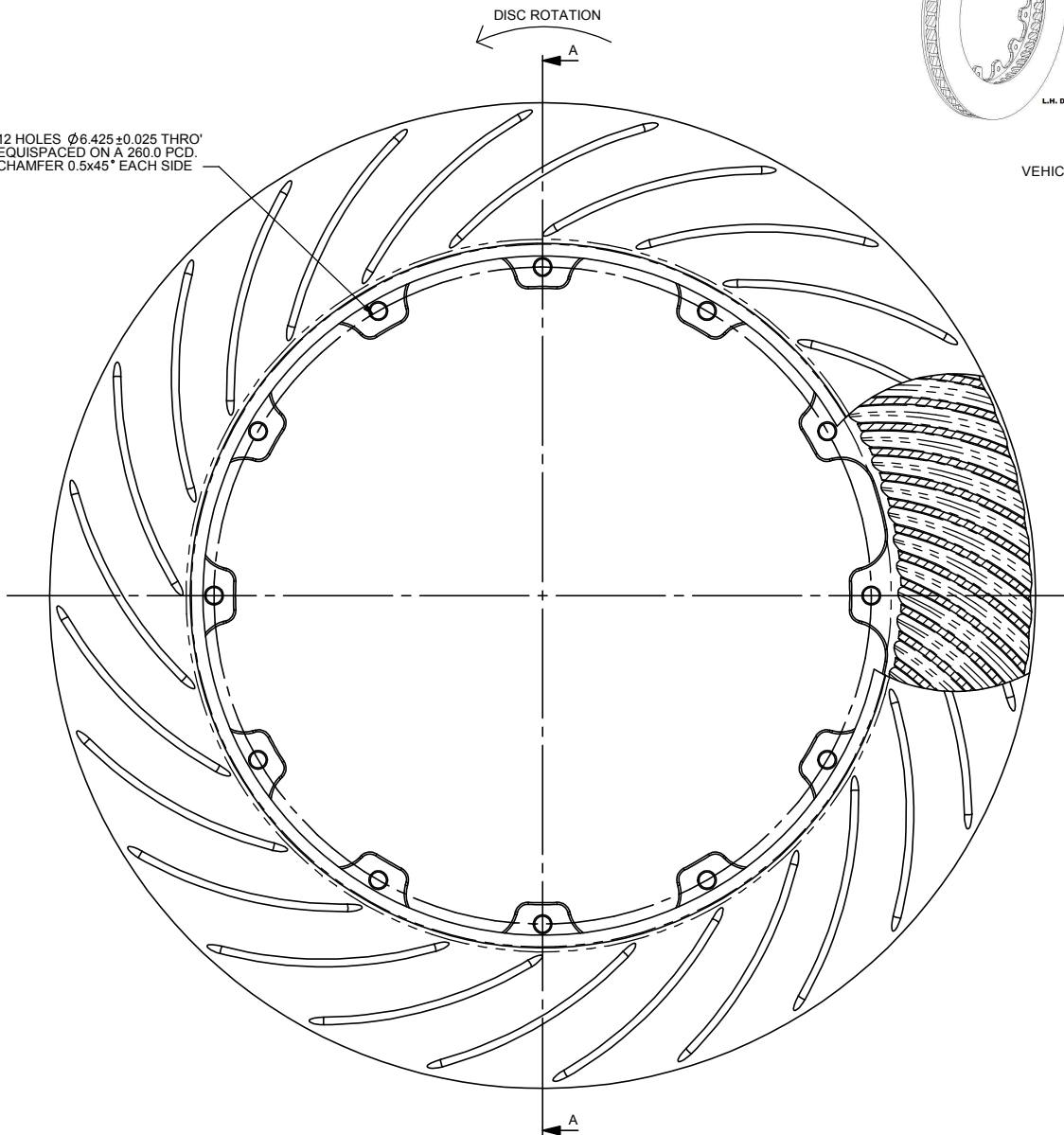
THIS DISC WAS DESIGNED TO WORK WITH A D54 DEPTH PAD.

FOR DISC MOUNTING TECHNIQUES, BEDDING PROCEDURE AND DISC COOLING RECOMMENDATIONS SEE AP RACING BRAKE DISC CATALOGUE.

DISC INSTALLATION



12 HOLES Ø6.425 ±0.025 THRO' EQUISPACED ON A 260.0 PCD. CHAMFER 0.5x45° EACH SIDE



ISSUE No.	Date & No.	Alterations		
		Particulars	Zone	Initials
1	06/04/05 B3670	FIRST ISSUE		
2	15/11/05 B4426	R138.5 WAS R139.4	F10	JH
3	12/06/06 B4460	CONVERTED TO TWIN TURNING Ø278.75 ADDED Ø276.95 ADDED 0.2000 STEPS ADDED	1F 3F 1J	SAI
4	10/10/07 B3670	MOUNTING FLANGE DIM. ADDED	2G	GM

SCALE 1:1	SHEET 1 OF 1
DRAWN	Gael Mace
APPROVED	
DERIVED FROM	
TITLE Ø390x34 VENTED DISC	
DRG NO.	CP4284-102/103CG24