

# A1 INSTALLATION DRAWING

IF THIS DOCUMENT IS PRINTED IN HARDCOPY, IT IS FOR INFORMATION USE ONLY AND THEREFORE IS NOT SUBJECT TO UPDATING CONTROLS. ALWAYS REFER TO SOLIDWORKS VIEWER FOR LATEST ISSUE



THIS DRAWING IS CONFIDENTIAL AND IS SUPPLIED ON THE EXPRESS CONDITION THAT IT SHALL NOT BE LOANED OR COPIED OR DISCLOSED TO ANY OTHER PERSON OR USED FOR ANY OTHER PURPOSE WITHOUT THE WRITTEN CONSENT OF AP RACING LTD.



AP Racing  
Wheler Road  
Coventry  
CV3 4LB

Tel: +44 (0) 24 7663 9595  
Fax: +44 (0) 24 7663 9559  
e-mail: engineering@apracings.co.uk  
Web site: http://www.apracings.com

© AP Racing Ltd. 2005

**DISC PART NUMBERS:**

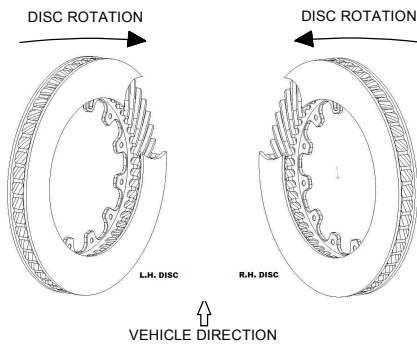
CP4348-106 RH AS SHOWN  
CP4348-107 LH OPPOSITE

THIS IS A 48 VANES DISC OF MASS 4550.19

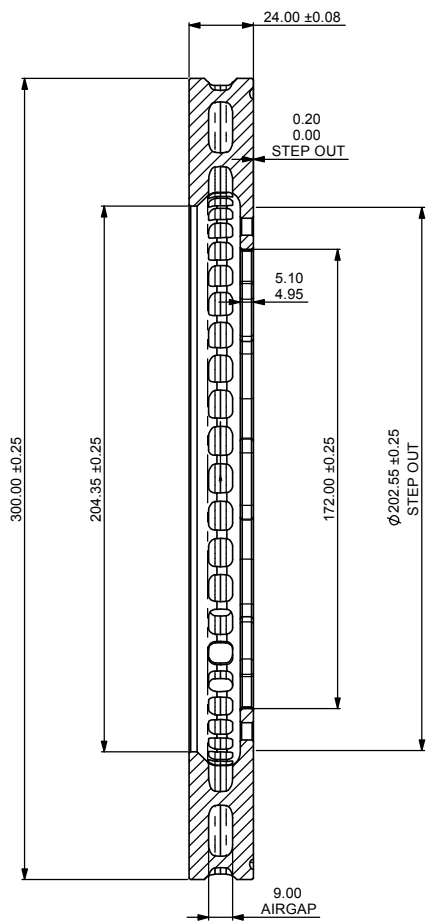
THIS DISC WAS DESIGNED TO WORK WITH A D46.5 DEPTH PAD.

FOR DISC MOUNTING TECHNIQUES, BEDDING PROCEDURE AND DISC COOLING RECOMMENDATIONS SEE AP RACING BRAKE DISC CATALOGUE.

**DISC INSTALLATION**



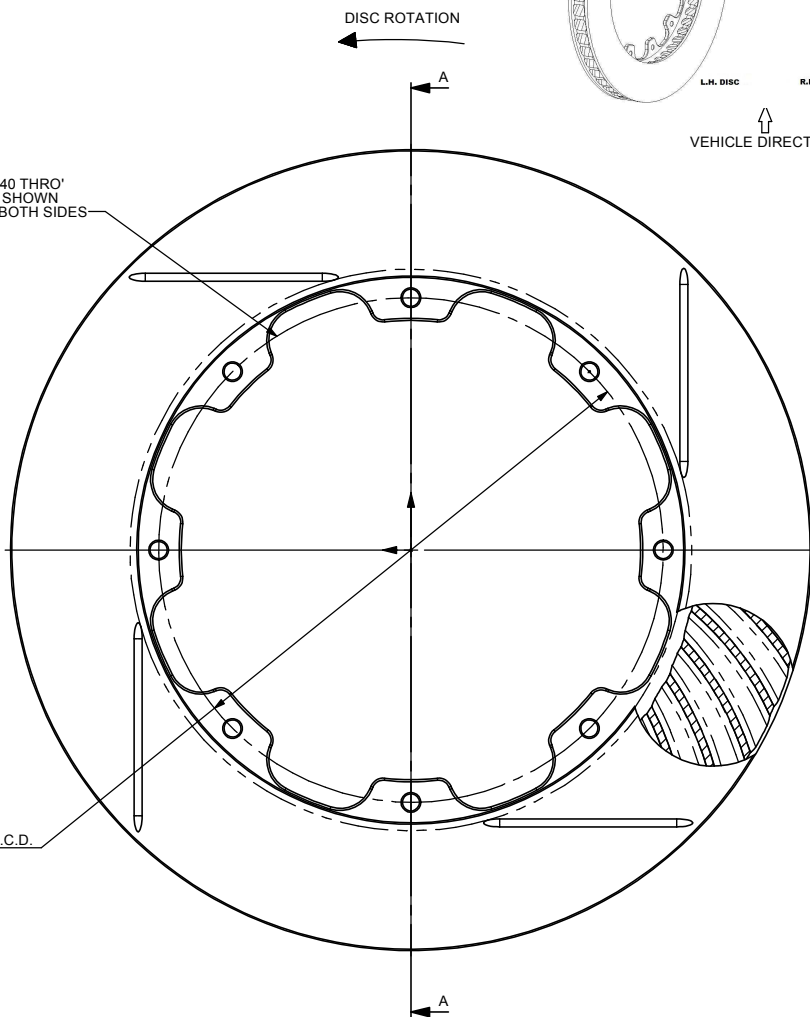
Issue No.	Alterations		
	Date & No.	Particulars	Zone
1	09/05/06 B4431	FIRST ISSUE	SAT



SECTION A-A

8 HOLES Ø6.45/6.40 THRO' EQUISPACED AS SHOWN CHAMF' 0.5 x 45° BOTH SIDES

Ø189.00 P.C.D.



SCALE 1:1	SHEET 1 OF 1
DRAWN	Steve Thomas
APPROVED	
DERIVED FROM	
TITLE	
Ø300.00 x 24.00	
STRAIGHT GROOVE	
DRG NO.	CP4348-106/107G4