

A1 INSTALLATION DRAWING

IF THIS DOCUMENT IS PRINTED IN HARDCOPY, IT IS FOR INFORMATION USE ONLY AND THEREFORE IS NOT SUBJECT TO UPDATING CONTROLS. ALWAYS REFER TO SOLIDWORKS VIEWER FOR LATEST ISSUE



THIS DRAWING IS CONFIDENTIAL AND IS SUPPLIED ON THE EXPRESS CONDITION THAT IT SHALL NOT BE LOANED OR COPIED OR DISCLOSED TO ANY OTHER PERSON OR USED FOR ANY OTHER PURPOSE WITHOUT THE WRITTEN CONSENT OF AP RACING LTD.

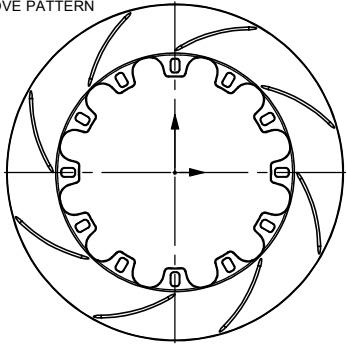


AP Racing
Wheler Road
Coventry
CV3 4LB

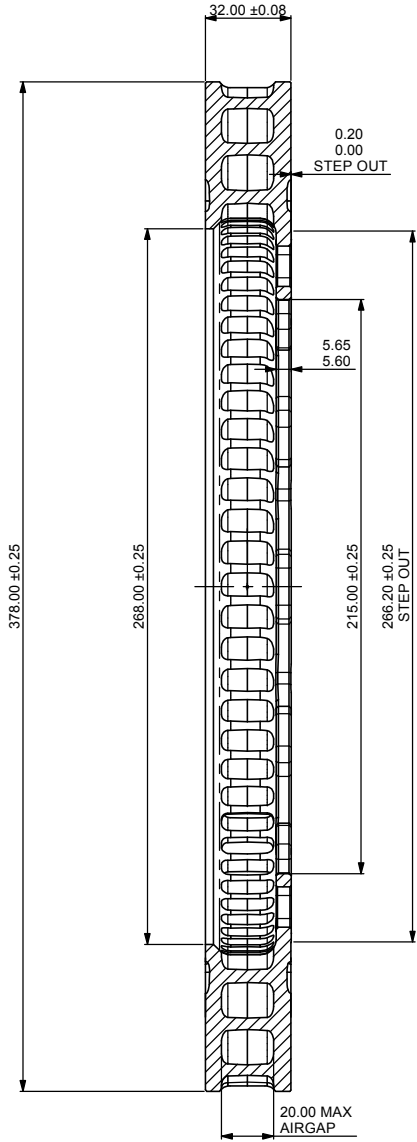
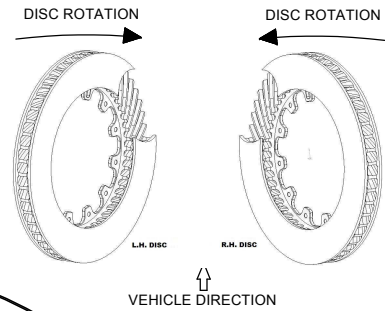
Tel: +44 (0) 24 7663 9595
Fax: +44 (0) 24 7663 9559
e-mail: engineering@apracings.com
Web site: <http://www.apracings.com>

© AP Racing Ltd. 2005

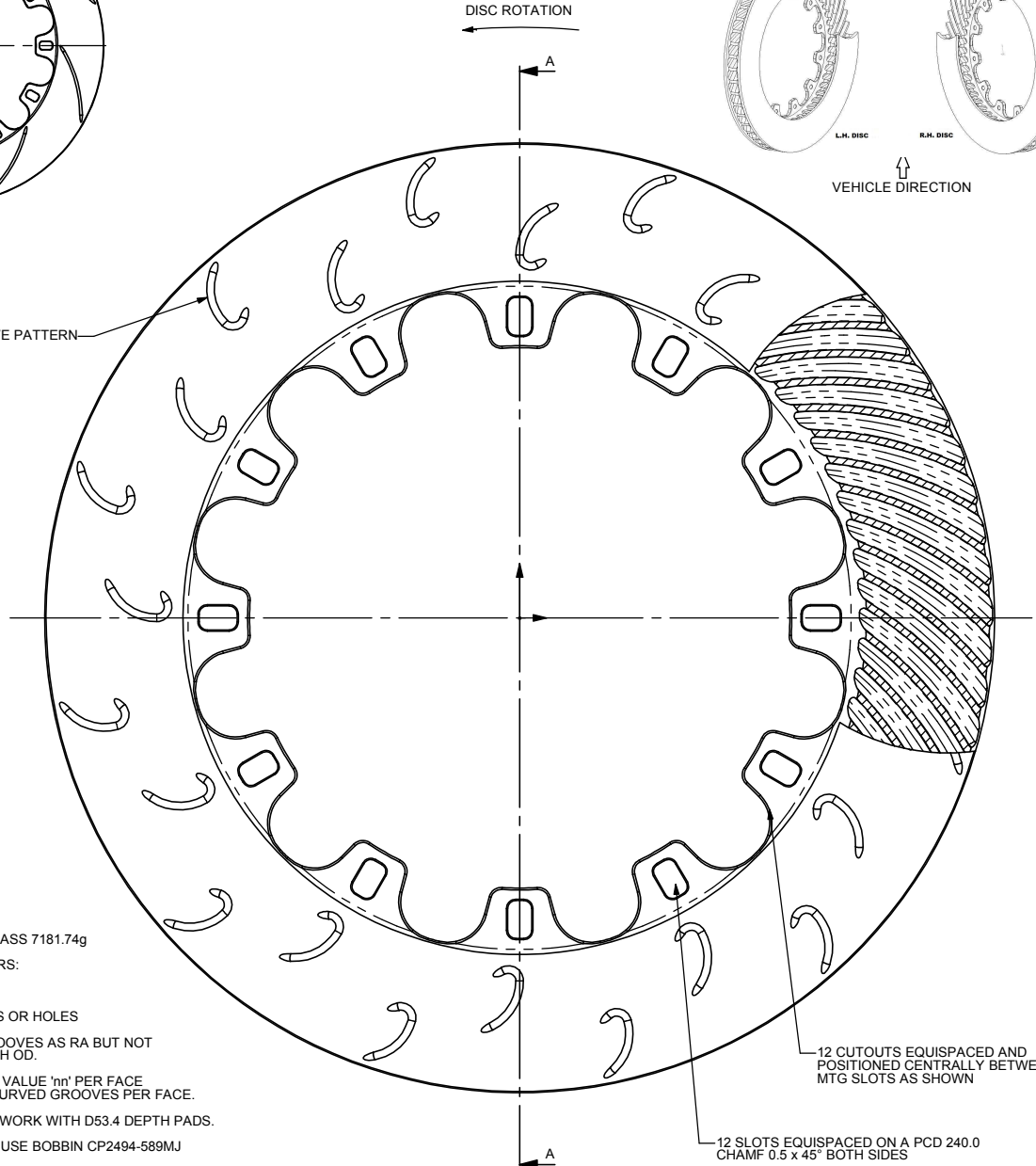
CG8 GROOVE PATTERN



DISC INSTALLATION



'GA' GROOVE PATTERN



DISC PART NUMBERS

CP5772-1030 RH AS DRAWN
CP5772-1031 LH OPPOSITE

THIS IS A 72 VANES DISC OF MASS 7181.74g

SUFFIX TO DISC PART NUMBERS:

SUFFIX DETAILS

P PLAIN NO GROOVES OR HOLES

GA SET OF J HOOK GROOVES AS RA BUT NOT BREAKING THROUGH OD.

CG'nn' CURVED GROOVES, VALUE 'nn' PER FACE
e.g. CG8 MEANS 8 CURVED GROOVES PER FACE.

THIS DISC WAS DESIGNED TO WORK WITH D53.4 DEPTH PADS.

FOR STANDARD 0.4mm FLOAT USE BOBBIN CP2494-589MJ

FOR DISC MOUNTING TECHNIQUES, BEDDING PROCEDURE AND DISC COOLING RECOMMENDATIONS SEE AP RACING BRAKE DISC CATALOGUE.

12 CUTOUTS EQUISPACED AND POSITIONED CENTRALLY BETWEEN MTG SLOTS AS SHOWN

12 SLOTS EQUISPACED ON A PCD 240.0 CHAMF 0.5 x 45° BOTH SIDES

| ISSUE No. | Date & No. | Alterations | | Zone | Initials |
|-----------|-------------------|--|--|------|----------|
| | | Particulars | | | |
| 2 | 16/03/05 B4212 | CURVED GOOVE DETAIL ADDED | | | JH |
| 3 | 02/11/06 B4671 | GA GROOVE DETAIL ADDED | | | SAT |
| 4 | 27/11/06 B5033 | RA GROOVE DETAIL REMOVED. | | | CDA |
| 5 | 30/07/08 B5266 | BOBBIN DETAIL ADDED FOR STANDARD FLOAT | | 5B | SAT |
| 6 | 03/03/09 B5491 | PLAIN DISC OPTION ADDED | | | DRA |

| | | | |
|-----------------|------------------|--------------|--|
| SCALE 1:1 | | SHEET 1 OF 1 | |
| DRAWN | Steve Thomas | | |
| APPROVED | | | |
| DERIVED FROM | | | |
| TITLE | | | |
| Ø378.00 x 32.00 | | | |
| VENTILATED DISC | | | |
| DRG NO. | CP5772-1030/1031 | | |