

A1 INSTALLATION DRAWING

IF THIS DOCUMENT IS PRINTED IN HARD COPY, IT IS FOR INFORMATION USE ONLY AND THEREFORE IS NOT SUBJECT TO UPDATING CONTROLS. ALWAYS REFER TO SOLIDWORKS VIEWER FOR LATEST ISSUE



THIS DRAWING IS CONFIDENTIAL AND IS SUPPLIED ON THE EXPRESS CONDITION THAT IT SHALL NOT BE LOANED OR COPIED OR DISCLOSED TO ANY OTHER PERSON OR USED FOR ANY OTHER PURPOSE WITHOUT THE WRITTEN CONSENT OF AP RACING LTD.

AP RACING

© AP Racing Ltd. 2002
 AP Racing
 Wheler Road
 Coventry
 CV3 4LB

Tel: +44 024 7663 9595 e-mail: sales@ap racing.co.uk
 Fax: +44 024 7663 9559 Web site: HTTP://www.ap racing.com

DISC PART NUMBERS:

CP5772-6072 RH AS SHOWN
CP5772-6073 LH OPPOSITE

THIS IS A 72 VANES DISC OF MASS 8.56 KG.

SUFFIX TO DISC PART NUMBERS:

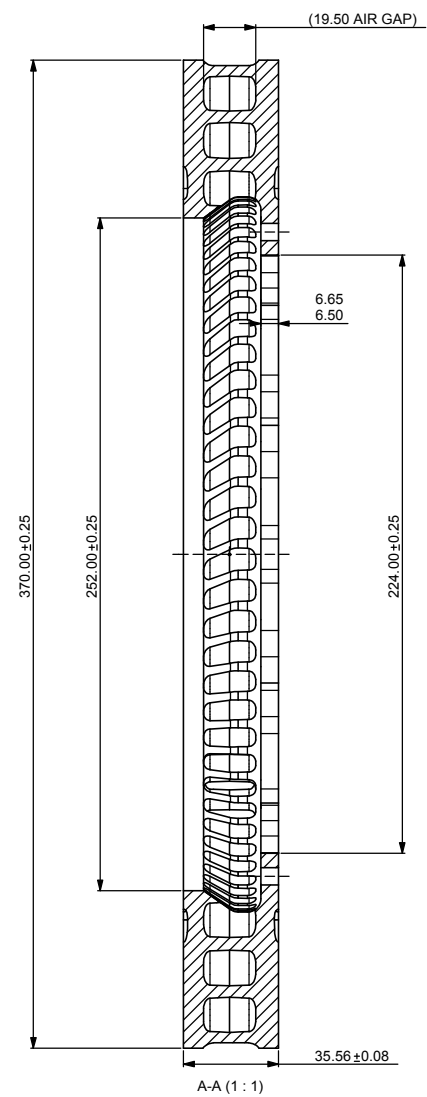
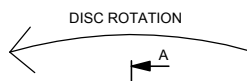
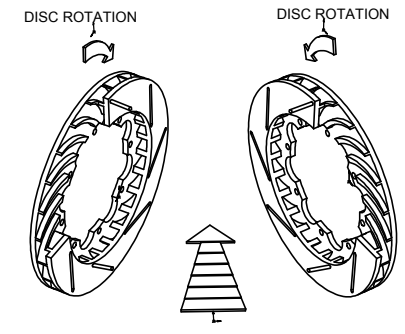
SUFFIX DETAILS

P PLAIN, NO GROOVES
RA SET OF J HOOK GROOVES AS SHOWN
BREAKING THROUGH OD
NUMBER OF SETS CORRESPONDS TO NUMBER OF MOUNTINGS.

THIS DISC WAS DESIGNED TO WORK WITH A D55 DEPTH PAD.

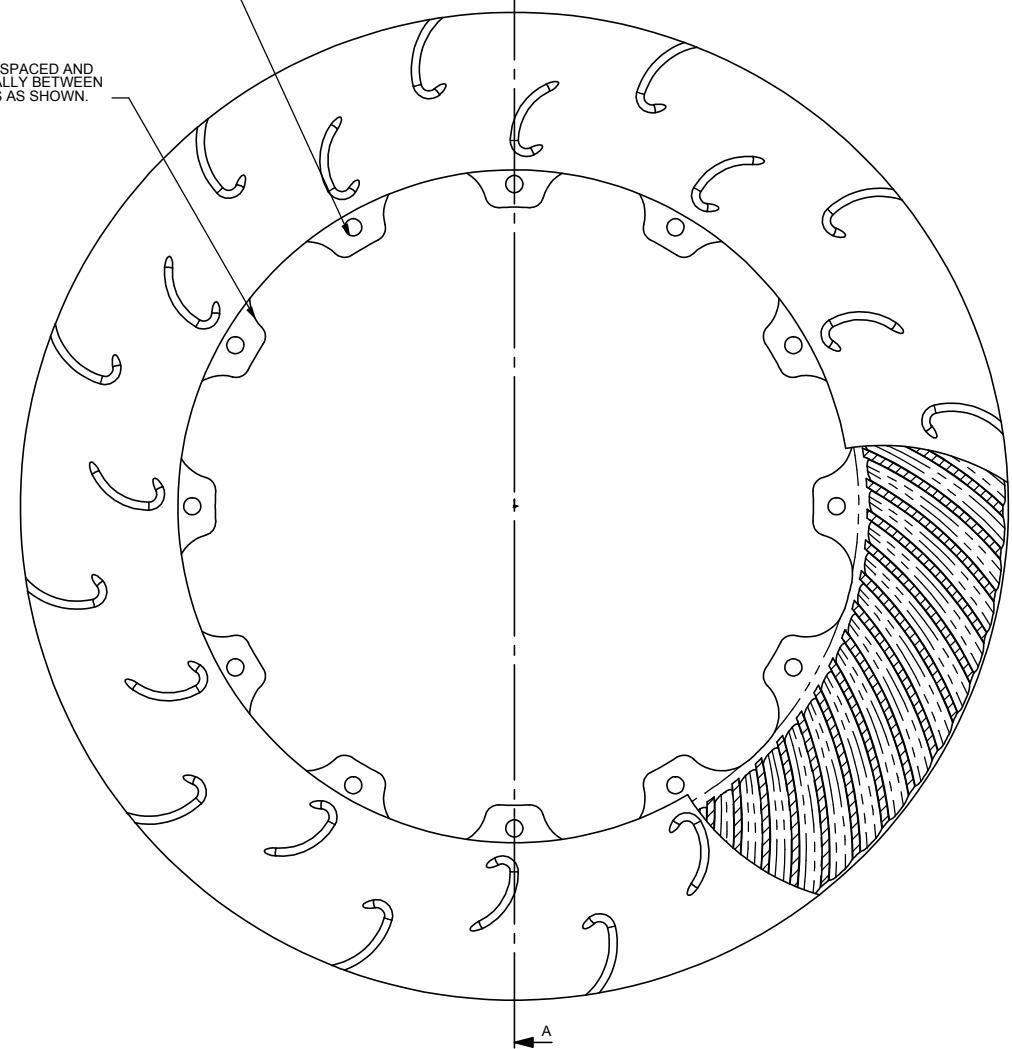
FOR DISC MOUNTING TECHNIQUES, BEDDING PROCEDURE AND DISC COOLING RECOMMENDATIONS SEE AP RACING BRAKE DISC CATALOGUE.

DISC INSTALLATION



12 HOLES EQUISPACED ON A PCD 241.3
CHMF 0.5x45° BOTH SIDES

12 CUTOUTS EQUISPACED AND LOCATED CENTRALLY BETWEEN MOUNTING HOLES AS SHOWN.



Issue No.	Alterations		Zone	Initials
	Date & No.	Particulars		
1	07/01/03 B3524	FIRST ISSUE		GM

SCALE 1:2	SHEET 1 OF 1
DRAWN	Gael Mace
APPROVED	
DERIVED FROM	
TITLE	
VENTILATED BRAKE DISC INSTALLATION DRAWING	
DRG NO.	cp5772-6072-3cd