

A0 INSTALLATION DRAWING

IF THIS DOCUMENT IS PRINTED IN HARD COPY, IT IS FOR INFORMATION USE ONLY AND THEREFORE IS NOT SUBJECT TO UPDATING CONTROLS. ALWAYS REFER TO SOLIDWORKS VIEWER FOR LATEST ISSUE



FIRST ANGLE PROJECTION

THIS DRAWING IS CONFIDENTIAL AND IS SUPPLIED ON THE EXPRESS CONDITION THAT IT SHALL NOT BE LOANED OR COPIED OR DISCLOSED TO ANY OTHER PERSON OR USED FOR ANY OTHER PURPOSE WITHOUT THE WRITTEN CONSENT OF AP RACING LTD.



AP Racing
Wheler Road
Coventry
CV3 4LB

Tel: +44 (0)24 7663 9595
Fax: +44 (0)24 7663 9559
e-mail: sales@apracings.co.uk

© AP Racing Ltd. 2005
Web site: HTTP://www.apracings.com

CALIPER SPECIFICATION

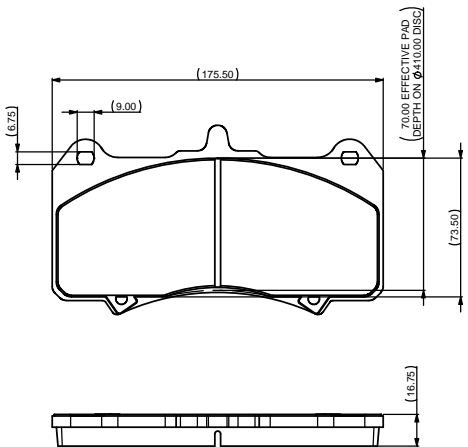
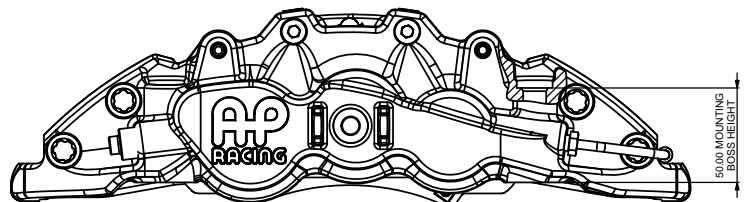
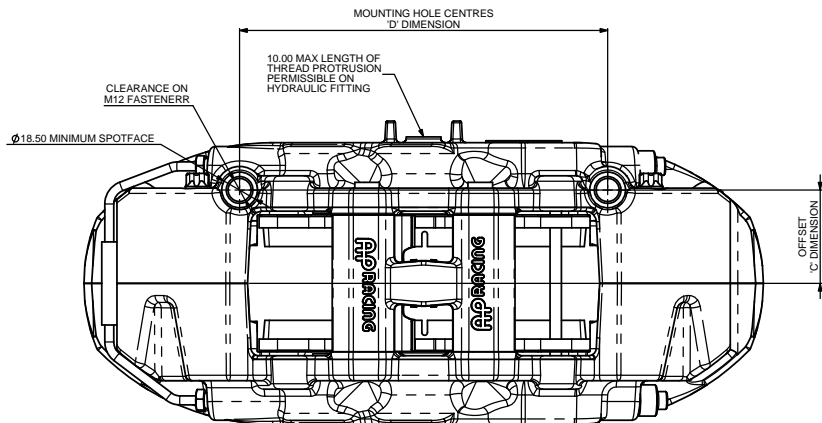
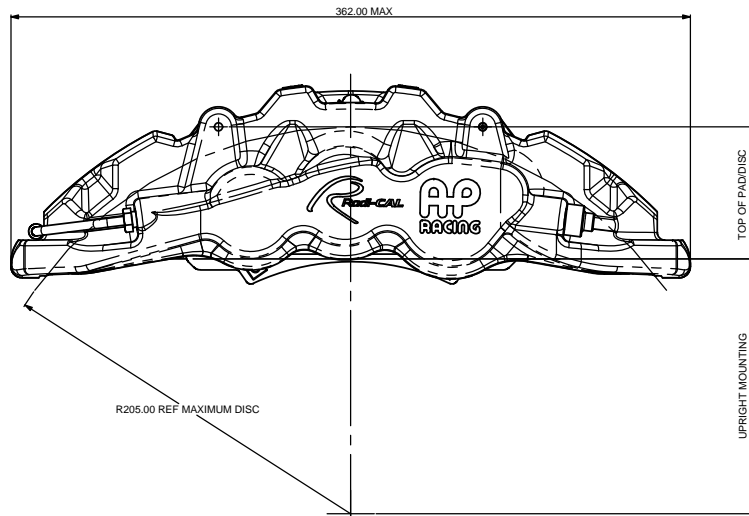
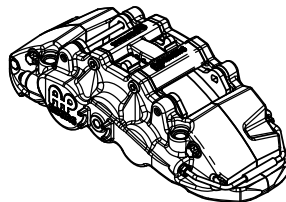
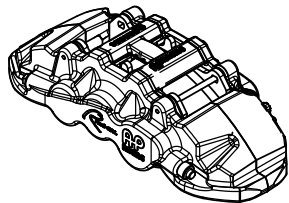
BORE SIZE	EEK (31.80 x 31.80 x 41.30) (1.25" x 1.25" x 1.625")
PISTON AREA	29.3cm ²
DISC DIAMETER MAX	410.00
DISC THICKNESS MAX	36.00
DISC THICKNESS MIN (WORN CONDITION)	34.00 (DIFFERENTIAL WEAR NOT TO EXCEED 0.50mm SIDE TO SIDE)
WORKING PRESSURES	SEE DATA SHEET P14.295 (AVAILABLE FROM AP RACING TECHNICAL DEPT)
HYDRAULIC FEED	M10 x 1.0
DRY WEIGHT (LESS PADS)	4.65kg
PAD FAMILY	CP7555
EFFECTIVE RADIUS (ON DIAMETER 410.00 DISC)	168.50
PL' DIMENSION	70.00
OFFSET 'C' DIMENSION	49.50
MOUNTING HOLE CENTRES 'D' DIMENSION	195.00
PAD FRICTION MATERIAL	2.50
PAD RETENTION	2 x FRICTION RETAINED PINS
TIGHTENING TORQUES	BLEED SCREW: 17Nm HYDRAULIC FEED: 25Nm H-PIECE RETAINER: 27.1Nm
CORROSION PROTECTION	FLUID RESISTANT PAINT FINISH ALUMINIUM BODY BOOT TYPE DIRT SEALS

CALIPER POSITIONING

RHT	RIGHT HAND TRAILING (BEHIND AXLE)
LHT	LEFT HAND TRAILING (BEHIND AXLE)
RHL	RIGHT HAND LEADING (IN FRONT OF AXLE)
LHL	LEFT HAND LEADING (IN FRONT OF AXLE)

PART NUMBERING CONVENTION

PART NUMBER	DESCRIPTION
CP8521-2S0	RHT - SIDE FEED - NO ANTI KNOCK BACK SPRINGS
CP8521-3S0	LHT - SIDE FEED - NO ANTI KNOCK BACK SPRINGS
CP8521-4S0	RHL - SIDE FEED - NO ANTI KNOCK BACK SPRINGS
CP8521-5S0	LHL - SIDE FEED - NO ANTI KNOCK BACK SPRINGS



CP7555 PAD FAMILY
PAD AREA (MAX) 108.9 cm²

Alterations		Zone	Issue
Date & No.	Particulars	#	OM
4/6/13 R3264	FIRST ISSUE		OM
28/1/14 R3264	H-PIECE RETAINER TORQUE ADDED: Ø410.00 AND Ø380.00 RADIAL PROFILE UPDATED.	L4	OM

SCALE 1:1	SHEET 1 OF 2
DRAWN OLIVER MOORE	
APPROVED	
DERIVED FROM	
TITLE	
6 PISTON CALIPER INSTALLATION DRAWING	
Ø410.00mm x 36.00mm MAX DISC (EEK BORES)	
DRG NO.	CP8521-2-5S0_CD

FOR INSTALLED PROFILES SEE SHEET 2

A0 INSTALLATION DRAWING

IF THIS DOCUMENT IS PRINTED IN HARDCOPY, IT IS FOR INFORMATION USE ONLY AND THEREFORE IS NOT SUBJECT TO UPDATING CONTROLS. ALWAYS REFER TO SOLIDWORKS VIEWER FOR LATEST ISSUE



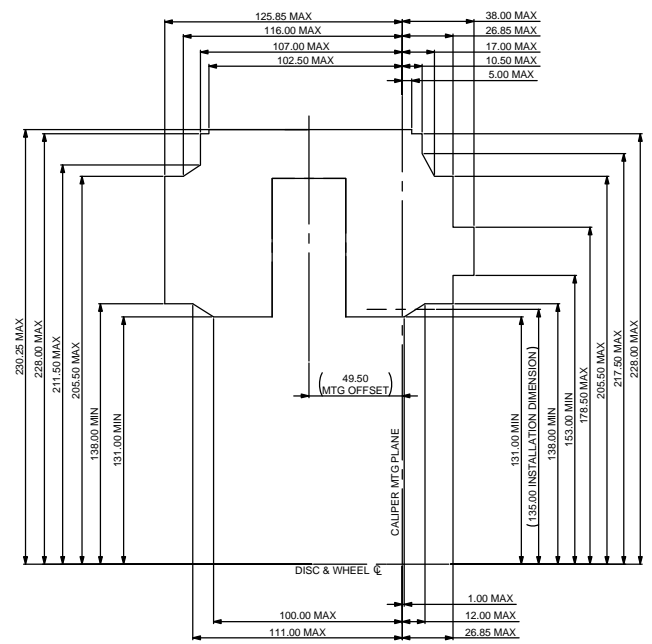
FIRST ANGLE PROJECTION

THIS DRAWING IS CONFIDENTIAL AND IS SUPPLIED ON THE EXPRESS CONDITION THAT IT SHALL NOT BE LOANED OR COPIED OR DISCLOSED TO ANY OTHER PERSON OR USED FOR ANY OTHER PURPOSE WITHOUT THE WRITTEN CONSENT OF AP RACING LTD.

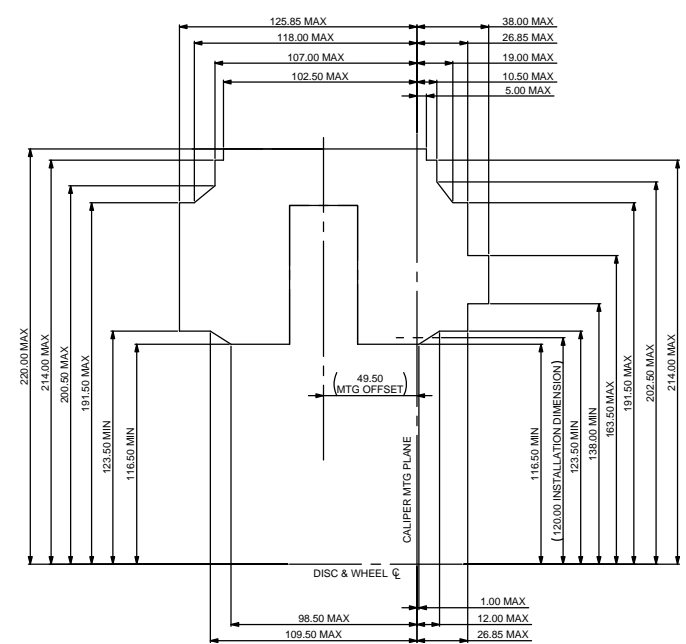


AP Racing
Wheler Road
Coventry
CV3 4LB
Tel: +44 (0)24 7663 9595
Fax: +44 (0)24 7663 9599
e-mail: sales@apracings.co.uk
© AP Racing Ltd. 2005
Web site: HTTP://www.apracings.com

Alterations		Zone	Index
Date & No.	Particulars		
01/01/12	SEE SHEET 1 FOR ISSUE INFORMATION.		



**CALIPER INSTALLED PROFILE
ON ϕ 410.00 x 36.00 DISC**



**CALIPER INSTALLED PROFILE
ON ϕ 380.0 x 36.00 DISC**

SCALE 1:1	SHEET 2 OF 2
DRAWN OLIVER MOORE	
APPROVED	
DERIVED FROM	
TITLE	
6 PISTON CALIPER INSTALLATION DRAWING	
ϕ 410.00 x 36.00 MAX DISC (EHK BORES)	
DRG NO.	CP8521-2-5S0_CD